



THE INTELLIGENT QUICK
COUPLER SYSTEM FOR
EXCAVATORS

A detailed close-up of an excavator's boom and coupler system. The coupler is a complex mechanical assembly with multiple hydraulic cylinders and hoses. It features several red 'OILQUICK' labels. The background shows a hazy, industrial landscape with dust or smoke in the air.

**IMPROVE
YOUR
MACHINE
BE BETTER**


CHANGE HYDRAULIC ATTACHMENTS IN SECONDS!

OilQuick is an automatic quick coupler system for excavators, which allows hydraulic work tools to be connected and disconnected from the drivers cab.

The operator can change between various work tools within a few seconds, such as a hydraulic hammer, steel or concrete shears, sorting grapple, hydraulic magnet, compactor, sorting bucket, tilt bucket or tiltrotator. You will therefore always have the right attachment for the job.

OilQuick launched the world's first quick coupler system on the market in 1993, which is still regarded as one of the most advanced today. The system is available for excavators from 1 to 120 t. The OilQuick system will not only make your excavator but also your company more flexible, competitive and cost effective.





BENEFITS WITH OILQUICK

FAST AND EFFICIENT

The OilQuick quick coupler system enables the operator to change over quickly between various mechanical and hydraulic attachments from inside the cab. As a result, he has the right tool for the job in every situation, can work faster and more efficiently.

HIGHEST QUALITY

OilQuick quick couplers and tool adapters are of the highest quality and ensure a precision fit. The coupler locks the attachments in place at full system pressure. This ensures engagement with no play resulting in minimum wear and long service life for the coupler system.

SAFE QUICK COUPLER SYSTEM

OilQuick quick coupler systems are safe and secure. Safety features also include double hose

break valves and a system for constantly readjusting the locking bolts hydraulically. The locking, is operated via a pressure panel or touch screen..

IMPROVED WORKING CONDITIONS

As work tools are changed and coupled automatically, the operator does not have to get out of the cab. No more handling of couplings covered in oil or leaving the cab with unnecessary exposure to risks. OilQuick boosts morale at work, even in a downpour or snow storm.

MORE COST EFFECTIVE

Fast tool change and efficient use of the excavator help to increase productivity. Experience has shown that investing in an OilQuick quick coupler pays off when you have to change hydraulic work tools two or three times a working day.

- » Rugged quick coupler made of high-grade steel. The mounting frame can be adjusted to fit most excavators in the weight class.
- » Bores for locking bolts. Optimum fit with minimum wedge effect.
- » H-cylinder with double hose break valves. Continuous readjustment of the locking bolts at full system pressure ensures that the attachments are locked safely in place.OilQuick funktion.
- » OilQuick funktion. The hose couplings are connected automatically and the attachment securely locked in place with only one cylinder movement. This enables you to change hydraulic tools in a matter of seconds.
- » The OilQuick frame has hardened pins, bevelled inner edges, drilled holes for welded pins and enables a precision fit. This ensures connection with no play for minimum wear and long service life.
- » Comes with OQLS, our user-friendly operator support for safe and secure tool changes.





OQ40/24

FULLY AUTOMATIC QUICK COUPLER SYSTEM FOR MINI EXCAVATORS FROM 1 TO 5 TONNES

The quick coupler for all applications where manoeuvrability is particularly important or where working space is limited – from landscaping and small renovation projects to forestry.



OQ60-5

FULLY AUTOMATIC QUICK COUPLER SYSTEM FOR EXCAVATORS FROM 8 TO 18 TONNES

The quick coupler for light mid-range excavators – the all-rounder on construction sites and for simpler earthmoving works.



OQRAIL

FULLY AUTOMATIC QUICK COUPLER SYSTEM FOR RAIL

The quick coupler for road-rail excavators and work typical in railway construction. A market innovation! The first rail quick coupler with up to 10 couplings – so you can change any attachment without leaving the cab!



OQ45-5

FULLY AUTOMATIC QUICK COUPLER SYSTEM FOR EXCAVATORS FROM 5 TO 12 TONNES


The quick coupler for compact excavators –
ideal for light earthworks and landscaping.



OQ65

FULLY AUTOMATIC QUICK COUPLER SYSTEM FOR EXCAVATORS FROM 14 TO 22 TONNES

The quick coupler for mid-range excavators –
with a wide range of applications including
building construction and infrastructure
works.



OQ70

FULLY AUTOMATIC QUICK COUPLER
SYSTEM FOR MID-RANGE EXCAVATORS
FROM 15 TO 28 TONNES

The quick coupler for heavy-duty mid-range excavators
– popular for demolition, earthmoving and more.



OQ80

FULLY AUTOMATIC QUICK COUPLER
SYSTEM FOR MID-RANGE EXCAVATORS
FROM 25 TO 43 TONNES

The quick coupler for mid-range standard excavators
that are frequently used for earthmoving works and
general construction projects.



OQ120

FULLY AUTOMATIC QUICK COUPLER SYSTEM FOR
MID-RANGE EXCAVATORS FROM 70 TO 120 TONNES

The quick coupler for XXL excavators with absolute top performance – frequently used for large volume buckets and heavy demolition equipment such as hydraulic hammers, concrete shears and large sorting grabs.



OQ70/55

FULLY AUTOMATIC QUICK COUPLER SYSTEM FOR
MID-RANGE EXCAVATORS FROM 18 TO 32 TONNES.

The quick coupler for heavy-duty mid-range excavators –
popular for demolition, earthmoving and more.



OQ90

FULLY AUTOMATIC QUICK COUPLER
SYSTEM FOR LARGE EXCAVATORS
FROM 40 TO 70 TONNES

The quick coupler for large excavators that need
to demonstrate strength – ideal for demanding
continuous use in earthmoving, construction and
demolition works.



BASIC DATA

Model	Weight of machine	Width	Pin distance	Weight	Max. number of hose couplings						Electrical coupling (option)
					Max.	3/8"	1/2"	3/4"	1"	1.5"	
OQ 40/24	1-5 t	240 mm	300 mm	32 kg	4	2	2	-	-	-	Yes
OQ 45-5	5-12 t	290 mm	430 mm	85 kg	5	3	2	-	-	-	Yes
OQ 60-5	8-18 t	340 mm	480 mm	135 kg	5	2	1	2	-	-	Yes
OQ 65	14-22 t	440 mm	530 mm	170 kg	5	-	2	3	-	-	Yes
OQ Rail	12-22 t	440 mm	530 mm	220 kg	8	-	5	3	-	-	Yes
OQ 70	15-28 t	450 mm	600 mm	210 kg	5	-	2	1	2	-	Yes
OQ 70/55	18-32 t	550 mm	600 mm	230 kg	6	-	2	2	2	-	Yes
OQ 80	25-43 t	590 mm	670 mm	320 kg	6	-	2	2	2	-	Yes
OQ 90	40-70 t	750 mm	750 mm	630 kg	9	1	3	1	4	-	Yes
OQ 120	70-120 t	870 mm	925 mm	1200 kg	8	-	3	-	3	2	Yes

ATTACHMENT ADAPTERS



**MECHANICAL ATTACHMENT
ADAPTER**



**HYDRAULIC ATTACHMENT
ADAPTER**



**HYDRAULIC
BOLT-ON-ADAPTER**



**ADAPTER FOR PENDLING
ATTACHMENTS**



HYDRAULIC COUPLING WITH GUIDE NUT

A patented connector that is screwed into the cylinder for optimal function.

It handles high flows and pressure peaks without problems (operation with hammer, crusher and shears). A connector that has been developed through many years of experience and thorough testing to find the right materials, surface treatment and design. The connector does not just distribute oil but also grease, water and air. Available in 1/2", 3/4", 1" and 1 1/2" sizes.



LUBRICATION CONNECTOR

A connector developed to handle lubrication of attachments in the best possible way.

The unique aspect of the connector is that it has an integrated return for the grease, so that when you disconnect a tiltrotator and connect a bucket, the grease goes back to the return so that the overflow valve is not activated. An option for all sizes of coupler.



V90 ELECTRICAL CONNECTOR

The electrical connector is an option for the OilQuick quick coupler system.

The electrical connector is available in two models. One model is mounted on the chassis for the quick coupler and is called V-90. The other is mounted on the H-cylinder and is available in two variants: 1/2" and 3/4". Available as 17-pin and 10-pin.





Sensor detection of
attachment pins and
locking cylinder position

Sensor detection of
attachment pins.



SAFE TOOL CHANGE WITH THE OQ-LOCKSUPPORT

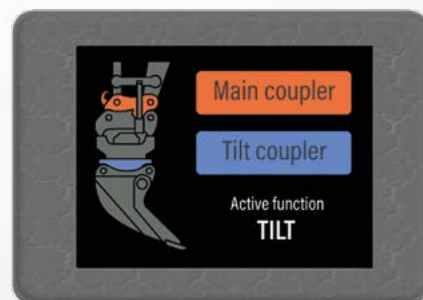

OilQuick LockSupport (OQLS) is a newly developed, user-friendly driver support for safe and secure attachment switching on excavators. OQLS is available for all sizes of OilQuick fully automatic quick couplers.

Nowadays modern excavators are equipped with hydraulic quick couplers and use a number of buckets and attachments, which in many cases are switched several times per hour and day. There is always an element of risk when switching buckets and attachments. Dropped and swinging buckets can accidentally cause either severe personal injury or death.

The reason for dropped buckets in most cases is driver-related and can depend on many factors including work stress, non standardised lock manoeuvring (buttons and controls with different functions, different placement from machine to machine), difficulty in determining whether the attachment is aligned correctly and uncertainty in the position of the locking bolts. OQLS solves all these problems and gives the operator safe and secure support for the right decisions when switching buckets and attachments.

OQLS PROVIDES THE FOLLOWING BENEFITS:

- » Mindful, controlled connection process.
- » Sensor detection of attachment pins and locking cylinder position.
- » Automatic activation of the machine's hydraulics.
- » The system logs all events as well as the last 32 events in chronological order.



DC2 / OQCS-4

OQLS is operated with the included display. Tiltrotators are delivered with touch display as standard.




A close-up, vertical view of the OilQuick Tiltrotator hydraulic arm. The arm is black with silver hydraulic cylinders. The word "OILQUICK" is printed vertically in white on the side of the arm. The background is a bright, hazy sky.

OILQUICK **TILTROTATOR**

OilQuick tiltrotator is a hydraulic wrist that turns your excavator into a highly versatile machine.

If you mount automatic OilQuick quick couplers on top of and underneath the Tiltrotator, it not only tilts to the side and rotates for greater maneuverability but also enables you to attach hydraulic tools within a few seconds. If you have an OilQuick system mounted on top of the tiltrotator, you can remove it quickly to attach a standard bucket, ripper or hydraulic hammer, thus making maximum use of your excavator's capacity and breakout force. This also makes sure that the right tool is used for the right job!

OilQuick tiltrotators are available for excavators between 5-33 tons. The OilQuick system makes your excavator and company more versatile, competitive and profitable!

A wide-angle, low-angle shot of a mining landscape. In the foreground, there's a dusty, uneven ground with tire tracks. In the middle ground, there are large, terraced mining pits or quarries. In the background, there are rolling hills or mountains under a hazy, overcast sky. The overall tone is industrial and rugged.

OQTR-E TILTROTATOR

OQTR-E is built on the engcon tiltrotator and is equipped with OilQuick fully automatic coupler technology. OQTR-E is available in four models: OQTR-E14, OQTR-E19, OQTR-E26 and OQTR-E33, all based on the engcon GEN II tiltrotators.

DC2

The proportional DC2 system is suitable for all excavators. Options like wheel and track control can be added and is controlled via the joysticks. Connect your smartphone to DC2 with Bluetooth and switch between different driver profiles etc.

MIG2

MIG2 ergonomic joysticks are optimal for demanding use and in combination with DC2 a total of 6 rollers and 14 buttons on two joysticks can be used.

EPS

All models of OQTR-E is delivered with ePS as a standard and in combination with the GPS control system you get maximum control over the attached tools positioning.

OQ LOCK SUPPORT®

OQLS safety lock gives the driver confirmation that the attached tool is correctly locked.

SUITABLE QUICK COUPLER

	OQTR-E09	OQTR-E14	OQTR-E19	OQTR-E26	OQTR-E33
OQ45-5	✓	✓			
OQ60-5		✓	✓		
OQ65			✓	✓	
OQRail			✓		
OQ70				✓	✓
OQ70/55				✓	✓
OQ80					✓





TECHNICAL DATA OQTR-E



Tiltrotators	OQTR-E09	OQTR-E14
Min/max machine weight	6 000 - 9000 kg	9 000 - 14 000 kg
Weight	Fr. 460 kg	Fr. 470 kg
Max. breaking torque	74 kNm	126 kNm
Max. bucket width	1300 mm	1600 mm
Max. hydraulic pressure	22 MPa	22 MPa
Rec. hydraulic flow OQLS CS-2E/DC2	60 L/min	80 L/min
Rec. hydraulic flow tilt/rotation OQLS CS-4E	35/40 L/min	35/50 L/min
Max. return line pressure	2,5 MPa	2,5 MPa
Max. hydraulic flow extra function	-	70/100* L/min
Max. hydraulic flow high flow direct feed ***	-	70/140** L/min
Swivel channel extra function	4	4
Swivel channel locking function	2	2
Rotation	Unlimited	Unlimited
Tilt angle	2x45°	2x45°
Tilting speed at hydraulic flow	3/40 s/L/min	3/40 s/L/min
Rotation speed for one rotation at hydraulic flow	7/50 s/L/min	7/50 s/L/min
Standard dimension extra outlet	3/8", 1/2"	1/2", 3/4"
No. of lubrication points	3 st, standard	5, standard
No. of lubrication points through OQ-function	2 st, option	4, option
Rotation sensor	Yes, standard	Yes, standard
Tilt cylinder, double acting with load holding valve	Yes, standard	Yes, standard
Control system		
DC2	✓	✓
DC2 wheel control	Option	Option
DC2 track control	Option	Option
OQLS CS-4E	✓	✓

* 70 L/min via 1/2" on OQ45-4, OQ45-5, S45.
100 L/min via 3/4" on OQ60-4, OQ60-5, S60.

** 70 L/min via 1/2" on OQ45-4, OQ45-5, S45.
140 L/min via 3/4" on OQ60-4, OQ60-5, S60.

*** Requires two hydraulic circuits on the excavator.

Machine requirements	DC2	OQLS CS-4E
One single acting hydraulic circuit	✓	
Two double acting hydraulic circuits		✓

Grapple	GRD10	GR20	GRD20	GRD70	GR30	GR20R2
Grapple width	610 mm	820 mm	820 mm	950 mm	1080 mm	820 mm
Width	270 mm	350 mm	355 mm	410 mm	440 mm	380 mm
Lenght	720 mm	910 mm	870 mm	900 mm	980 mm	****
Grapple force (jaw-jaw) at 21 MPa	1500 kg	2234 kg	2200 kg	2200 kg	1956 kg	1750 kg
Max. capacity	1500 kg	2000 kg	2000 kg	2000 kg	2200 kg	3000 kg
Weight	109 kg	85 kg	143 kg	163 kg	148 kg	****
Max. hydraulic pressure	22 MPa	22 MPa	22 MPa	22 MPa	22 MPa	22 MPa

**** Depending on quick coupler

OQTR-E19	OQTR-E26	OQTR-E33
14 000 - 19 000 kg	19 000 - 26 000 kg	24 000 - 33 000 kg
Fr. 600 kg	Fr. 840 kg	Fr. 1040 kg
186 kNm	270 kNm	340 kNm
1700 mm	2000 mm	2200 mm
22 MPa	22 MPa	25 MPa
120 L/min	120 L/min	120 L/min
65/70 L/min	70/70 L/min	70/70 L/min
2,5 MPa	2,5 MPa	2,5 MPa
100 L/min	100 L/min	100 L/min
140 L/min	200 L/min	200 L/min
4	4	4
2	2	2
Unlimited	Unlimited	Unlimited
2x45°	2x45°	2x45°
3/65 s/L/min	5/43 s/L/min	5/63 s/L/min
6,5/70 s/L/min	7/70 s/L/min	7/100 s/L/min
3/4"	1"	1"
5, standard	5, standard	5, standard
4, option	4, option	4, option
Yes, standard	Yes, standard	Yes, standard
Yes, standard	Yes, standard	Yes, standard
✓	✓	✓
Option	Option	Option
Option	Option	Option
✓	✓	✓



